

DURAROOF[®]

uPVC ROOFING & SIDING

The **Cool and Non-Corrosive Shield**
Against Rain and Sunlight.

Durarooft
Rib Type

Durarooft
Corrugated Type

SCAN & VISIT OUR WEBSITE



Colors Available:



Beige



White



Skylight

Lot No. 1423-1424 Paligawang Bata, Lantic Caromona
4116 Carmona Cavite

Tel. No.: (02) 8724 2893

Website: <https://fareastadvanceplastics.com/#>

Like Us on Facebook: [FarEastAdvancePlasticCorporation](#)




FAR EAST
ADVANCE PLASTICS CORPORATION

Durarroof, a product proudly manufactured in the Philippines, boasts exceptional rust and corrosion resistance, making it the perfect choice for various weather conditions, especially in tropical and highly corrosive coastal regions. Created with state-of-the-art equipment and advanced roofing technology, Durarroof also incorporates UV-protection for added durability and longevity. Not only that, Durarroof also comes with insulation against heat and sound insulation.

DURAROOF PROFILE

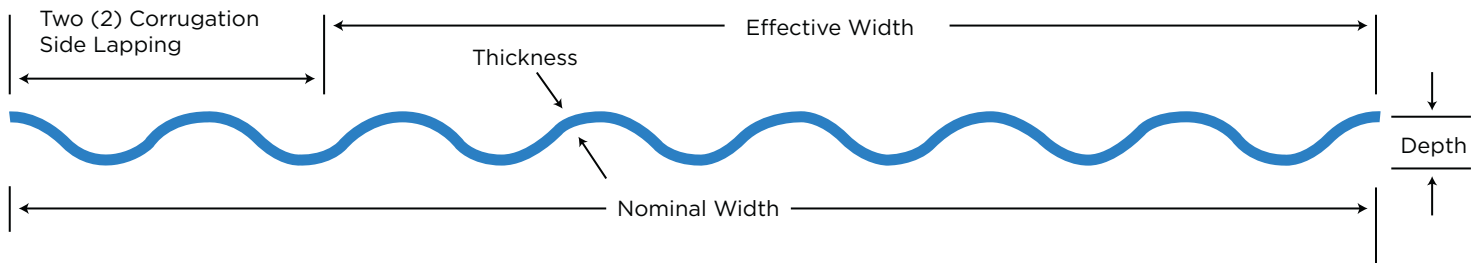
Durarroof Corrugated Type

The uPVC Durarroof Corrugated is manufactured primarily using polyvinyl chloride resin, resulting in a product that possesses a multitude of exceptional qualities. This technologically advanced and industry-compliant roofing solution is not only visually appealing but also environmentally friendly.



uPVC Durarroof Corrugated Type stands out due to its impressive features, including fire retardancy, corrosion resistance, and its ability to withstand various weather conditions. It maintains its vibrant color over time, thanks to its exceptional resistance to fading. Furthermore, it is highly durable, ensuring longevity and peace of mind for the users.

uPVC Durarroof Corrugated Type offers resistance to acid, alkali, ensuring roof integrity in harsh environments. It's an affordable alternative to traditional G.I roofing, offering quality without compromising cost. Available in various sizes and shapes, Durarroof is suitable for various roofing applications and offers customized solutions for customer satisfaction.

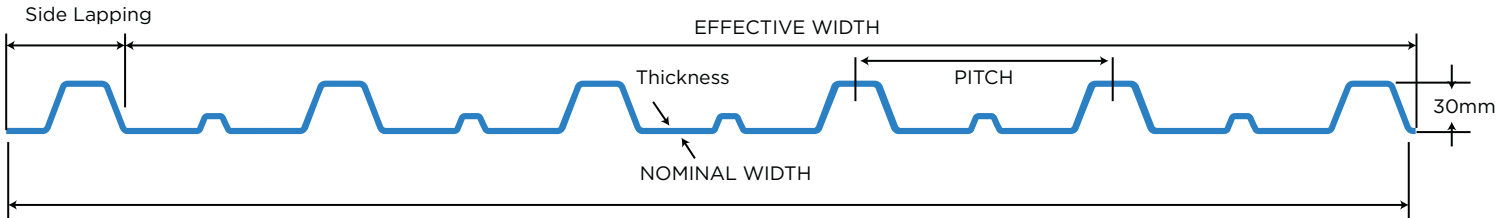





	Durarroof 813	Durarroof 988
Profile	Corrugated Type	
Thickness	1.5mm , 1.8mm, 2.0mm, 2.5mm	
Nominal Width (mm)	813mm	988mm
Pitch	76mm	76mm
Side Lapping (mm)	143mm (2 waves)	152mm
Effective Width (mm)	670mm	836mm
Depth	17mm	17mm
Length	Cut to size long span Commercial Size (8' - 10' - 12' - 14' - 16') or long span up to maximum allowable transportable length	
Colors		

**We can accommodate long span as well. Contact Sales Account Officer for more details.*

Rib Type Durarroof

Rib type uPVC roofing sheets are a form of plastic roofing material created to offer long-lasting and waterproof protection for different types of buildings. These sheets are composed of unplasticized polyvinyl chloride (uPVC) and feature a ribbed pattern on one side, providing enhanced strength and stability. The ribs also aid in diverting water away from the roof and the structure it covers. These roofing sheets come in various sizes, making them suitable for both residential and commercial purposes.



Profile	Rib Type
Thickness	1.5mm, 1.8mm, 2.0mm, 2.5mm
Nominal Width (mm)	820mm
Pitch	185mm
Side Lapping (mm)	Single Rib
Effective Width (mm)	740mm
Length	Cut to size long span Commercial Size (8' - 10' - 12' - 14' - 16') or long span up to maximum allowable transportable length
Colors	 Beige  White

DURAROOF SPECIFICATION

(For Corrugated and Rib types of profile)

CHEMICAL RESISTANCE OF DURAROOF AT 24 HRS. IMMERSION		
CHEMICAL	40° C	60° C
35% HYDROCHLORIC ACID	●	■
60% SULFURIC ACID	●	●
70% NITRIC ACID	●	●
CONCENTRATED ACETIC ACID	●	●
30% SODIUM HYDROXIDE	●	●
LEGEND: ■ SLIGHTLY AFFECTED ● UNAFFECTED		

DURAROOF TEKSREW CAPS

(For Corrugated and Rib types of profile)

Tekscrew Caps are roofing fittings used for securing and sealing fasteners on PVC roofs. They provide a neat and tidy finish while offering weather protection and preventing corrosion.

They are perfect for both small and large projects. TekscREW Caps are available for both the Rib and Corrugated profiles of Durarroof.



DURAROOF
TEST METHOD

Determination of material properties in this specification shall be in accordance with the ASTM, JIS & Internal Procedure Methods of Tests prescribed in table below.

DURAROOF
HIGHEST STANDARD OF QUALITY IN uPVC ROOFING

Material Testing Procedures	Test Standard
Deflection or Bending Test	JIS A5702
Impact Test	JIS A5702
Acetone Test	Internal Procedure Only
Breaking Strength	ASTM D571
Tear Resistance	ASTM D1004
Static Puncture Test	ASTM D5602
Heat Aging Process	ASTM D3045
Accelerated Weathering	ASTM G154
Water Absorption	ASTM D570
Dynamic Puncture Test	ASTM D5635

DURAROOF
DEFLECTION OR BENDING TEST (BASED ON JIS A5702)

W. Thickness	Weight (kg)	Deflection (mm), max.
1.5 + 0.20	40 kg.	40
1.8 + 0.20	40 kg.	35
2.0 + 0.30	40 kg.	30
2.5 + 0.35	40 kg.	25

DURAROOF
COMPARATIVE TEMPERATURE TEST RESULTS

DURAROOF uPVC ROOFING vs GI Steel Roofing

DURAROOF uPVC ROOFING TEMPERATURE	GI STEEL ROOFING TEMPERATURE	TEMPERATURE DIFFERENCE
34°C	43°C	9°C



DURAROOF uPVC ROOFING



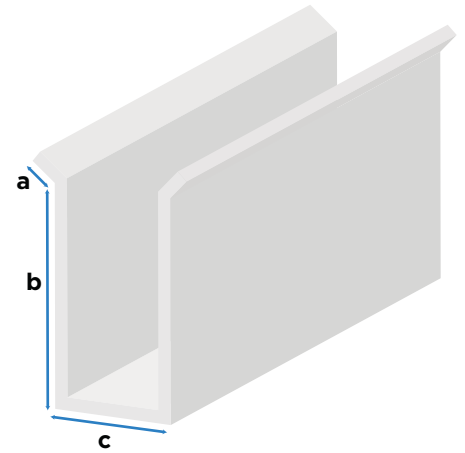
GI STEEL ROOFING

The image shows that Durarroof uPVC Roofing has a less thermal conductivity than GI roofing which makes a cooler environment inside your warehouse, poultry farm and other properties.

DURAROOF
ACCESSORIES
(For Corrugated type)

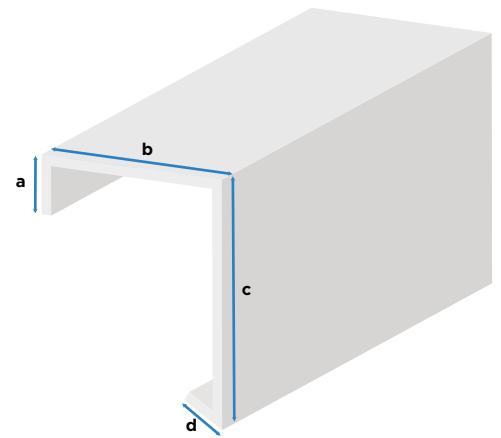
BENDED INSIDE GUTTER

SIZE	16" x 8'	24" x 8'	32" x 8'
	1/2" (a)	1" (a)	1 1/2" (a)
	6" (b)	9" (b)	11 1/2" (b)
	3" (c)	4" (c)	6" (c)
Thickness	1.5mm, 2.0mm, 2.5mm	1.5mm, 2.0mm, 2.5mm	1.5mm, 2.0mm, 2.5mm



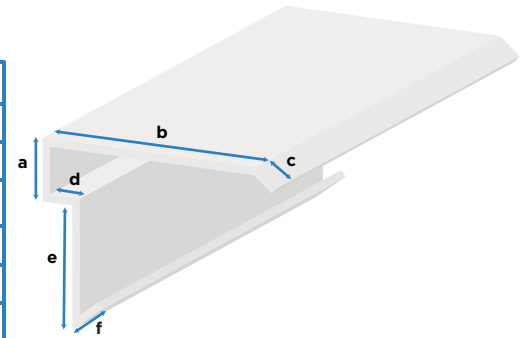
BENDED CAPPING

SIZE	16" x 8'	24" x 8'	32" x 8'
	2" (a)	3" (a)	4" (a)
	5" (b)	7" (b)	10" (b)
	8 1/2" (c)	13" (c)	16 1/2" (c)
	1/2" (d)	1" (d)	1 1/2" (d)
Thickness	1.5mm, 2.0mm, 2.5mm	1.5mm, 2.0mm, 2.5mm	1.5mm, 2.0mm, 2.5mm



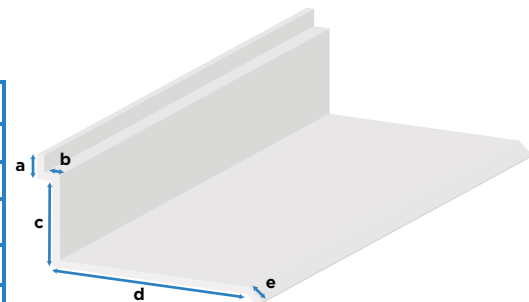
BENDED END FLASHING

SIZE	16" x 8'	24" x 8'	32" x 8'
	1 1/2" (a)	2" (a)	3" (a)
	8 1/2" (b)	13" (b)	16 1/2" (b)
	1/2" (c)	1" (c)	1 1/2" (c)
	1" (d)	1" (d)	1 1/2" (d)
	4" (e)	6" (e)	8" (e)
	1/2" (f)	1" (f)	1 1/2" (f)
Thickness	1.5mm, 2.0mm, 2.5mm	1.5mm, 2.0mm, 2.5mm	1.5mm, 2.0mm, 2.5mm



BENDED END WALL FLASHING

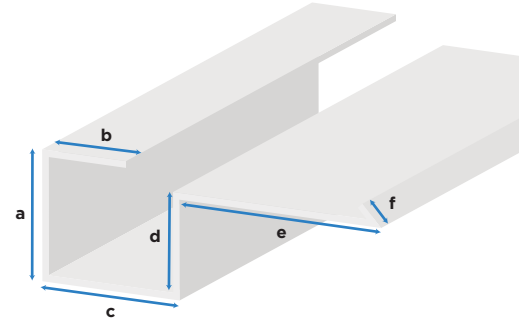
SIZE	16" x 8'	24" x 8'	32" x 8'
	1/2" (a)	1" (a)	1 1/2" (a)
	1/2" (b)	1" (b)	1 1/2" (b)
	4" (c)	6" (c)	8 1/2" (c)
	10 1/2" (d)	15" (d)	19" (d)
	1/2" (e)	1" (e)	1 1/2" (e)
Thickness	1.5mm, 2.0mm, 2.5mm	1.5mm, 2.0mm, 2.5mm	1.5mm, 2.0mm, 2.5mm



Made to Order: 48" perimeter

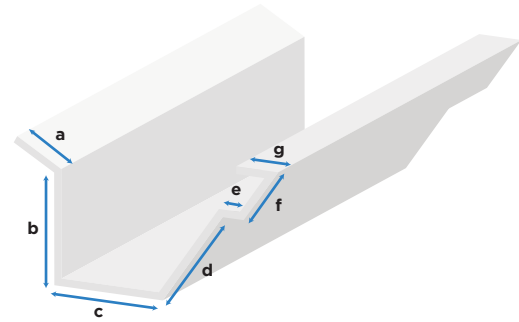
BENDED MINI GUTTER

SIZE	16" x 8'	24" x 8'	32" x 8'
	2 1/2" (a)	4" (a)	5" (a)
	2" (b)	3" (b)	4" (b)
	3 1/2" (c)	5" (c)	7" (c)
	2" (d)	3" (d)	4" (d)
	5 1/2" (e)	8" (e)	10 1/2" (e)
1/2" (f)	1" (f)	1 1/2" (f)	
Thickness	1.5mm, 2.0mm, 2.5mm	1.5mm, 2.0mm, 2.5mm	1.5mm, 2.0mm, 2.5mm



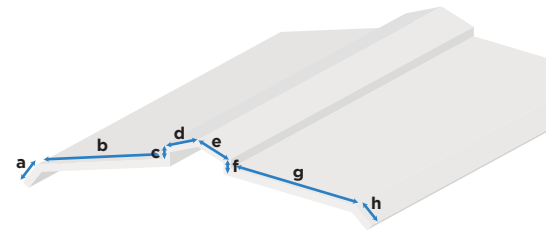
BENDED OUTSIDE GUTTER

SIZE	16" x 8'	24" x 8'	32" x 8'
	2" (a)	3" (a)	4" (a)
	4" (b)	6" (b)	8" (b)
	3 1/2" (c)	5" (c)	6 1/2" (c)
	4" (d)	6" (d)	8" (d)
	1/2" (e)	1" (e)	1 1/2" (e)
	1 1/2" (f)	2" (f)	2 1/2" (f)
1/2" (g)	1" (g)	1 1/2" (g)	
Thickness	1.5mm, 2.0mm, 2.5mm	1.5mm, 2.0mm, 2.5mm	1.5mm, 2.0mm, 2.5mm



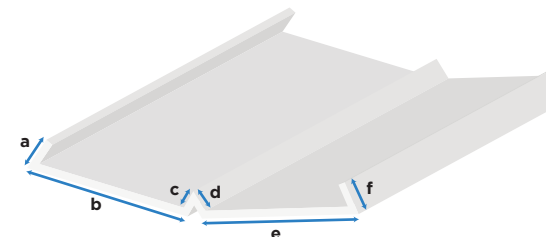
BENDED RIDGEROLL

SIZE	16" x 8'	24" x 8'	32" x 8'
	1/2" (a)	1" (a)	1 1/2" (a)
	5 1/2" (b)	8 1/2" (b)	11" (b)
	1/2" (c)	1/2" (c)	1/2" (c)
	1 1/2" (d)	2" (d)	3" (d)
	1 1/2" (e)	2" (e)	3" (e)
	1/2" (f)	1/2" (f)	1/2" (f)
	5 1/2" (g)	8 1/2" (g)	11" (g)
	1/2" (h)	1" (h)	1 1/2" (h)
Thickness	1.5mm, 2.0mm, 2.5mm	1.5mm, 2.0mm, 2.5mm	1.5mm, 2.0mm, 2.5mm



BENDED VALLEY GUTTER

SIZE	16" x 8'	24" x 8'	32" x 8'
	1/2" (a)	1" (a)	1 1/2" (a)
	6 1/2" (b)	10" (b)	13" (b)
	1" (c)	1" (c)	1 1/2" (c)
	1" (d)	1" (d)	1 1/2" (d)
	6 1/2" (e)	10" (e)	13" (e)
1/2" (f)	1" (f)	1 1/2" (f)	
Thickness	1.5mm, 2.0mm, 2.5mm	1.5mm, 2.0mm, 2.5mm	1.5mm, 2.0mm, 2.5mm



DURAROOF

ADVANTAGES

Corrosion and Rust Resistant

Durarroof does not rust or corrode since it is comprised of PVC, making it ideal for roofing in environments with high salt content, such as ocean etc.



Noise Reduction Capacity

Durarroof produces less noise than GI type roofs during heavy rain because it is made of uPVC.



Durable and Weather Resistant

Durarroof is a tough, resilient, and long-lasting roofing material. It has a UV stabilizer that can withstand harmful sun rays while in place to prevent chalking, brittleness, and cracking, and it can withstand heavy loads without damage.



Ease of Installation

Durarroof is significantly lighter than traditional roofing and siding materials. Because of its weight, installation is more quickly,



Insulating Capacity

Durarroof has a lower thermal conductivity than pre-painted metal roofing/siding sheets, which may result in a cooler atmosphere. It will save time and expense in installing heat-insulating materials, and it will substantially reduce electric power usage.



Ease of Handling

Durarroof's light granule materials reduce dead loads on roofing frame systems, lowering overall foundation and structural costs.



Fire Retardant

Durarroof has self-extinguished. It does not burn and prevents combustion. It will not drip or crack.



Aesthetic

When compared to GI, which needs paint to be aesthetically, Durarroof comes in pre-painted colors and does not require it.



Durarroof does not brittle under intense sun heat as it is made to withstand the sun and *made to last for years.*

Durarooof proves its versatility in a variety of applications:

**Warehouse and
Factory Roofing:**

Durarooof's robust construction ensures long-lasting protection, making it an ideal choice for industrial environments.

01



**Wall Cladding and Wall
Siding:**

Enhance the visual appeal of buildings with Durarooof's versatility in wall cladding and covering.

02



**Poultry Farms, Stadium, Sport
Center, etc.**

Durarooof finds its place in diverse building types as it seamlessly integrates with the architectural design, providing both aesthetic appeal and functional performance.

03



Canopy, Carport, Terrace, etc.:

Durarooof's versatility makes it suitable for various outdoor structures, combining durability and visual appeal.

04



DURAROOF**INSTALLATION GUIDE**

1. Place Atlanta Durarroof directly onto purlins that are attached to the roof trusses, beginning on the outside edge.
2. Arrange the sheets loosely on the roof, and mark hole positions and any necessary saw cuts with a marker.
3. Cut the panel to the desired length. If cutting is required, use an angle grinder with a metal slitting blade or fine tooth saw at a shallow angle with light pressure.
4. Screw down the panels. Drill sheets singly with a drill bit. Use a low-speed and light pressure drill. Support the sheet securely under each hole position when drilling. A minimum of 200 mm distance per screw is recommended for horizontal purlin. When joining sheets, ensure a minimum sidelapping of 2 waves (~143 mm) Continue across the roof until it is completely covered.
6. Safety:
 - Do not assume that it is safe or permissible to stand on any roof structure. Walk along purlin lines or walk no further than 300mm from the purlin-line.
 - All personnel should be provided with proper Personal Protective Equipment (PPE) necessary for the installation.

DURAROOF**STORAGE AND HANDLING**

The following are the recommended proper handling & storage for DURAROOF,

HANDLING:

1. Upon arrival at the location, visually check and physically count the supplies to make sure they are undamaged. Before storing or installing the products, get in touch with Atlanta Industries, Inc. if there are any differences.
2. To avoid the materials' square edges and surfaces fracturing or being crushed, do not slide them onto the ground.
3. Avoid dragging sheets across one another or over uneven surfaces, since this could degrade the product's surfaces. The sheets should be "peeled and lifted" off the bundle as opposed to sliding.
4. Always handle roofing materials with caution. To prevent buckling, sheets longer than 3.0m should be handled by two people and carried on edge.

STORAGE:

1. Ensure Durarroof do not come into contact with dirt, cement, concrete, lime, mortar, fertilizer, chemicals and other substances which may be detrimental to the product.
2. Before installation, Durarroof should be stored in a cool dry place. A protective cover should be provided to avoid exposure to weather and extreme sunlight.
3. Stored Durarroof whether at ground level or on the roof is susceptible to wind damage, and care should be taken to ensure products are secure. It is advisable to store the Durarroof so that it is clear of possible vehicle damage.

***Durarroof, like other roofing materials, requires a proper understanding of storage, handling, and application to result in a properly constructed roof system.*